


TEIGNMOUTH & DAWLISH RURAL NEIGHBOURHOOD GAZETTE

PC Clarke Orchard



Devon & Cornwall
POLICE

JUNE 2022. | VOL. 11



WELCOME TO TEIGNMOUTH & DAWLISH RURAL NEIGHBOURHOOD TEAM'S MONTHLY GAZETTE...

This monthly newsletter will host all the essential information you need to know about your local area from your Teignmouth & Dawlish Rural Neighbourhood Police Team.



Contact details:

Clarke-

[clarke.orchard@devonandcornwall.pnn.
police.uk](mailto:clarke.orchard@devonandcornwall.pnn.police.uk)

Saul-

[saul.bunce@devonandcornwall.pnn.poli
ce.uk](mailto:saul.bunce@devonandcornwall.pnn.police.uk)



A MESSAGE FROM CLARKE & SAUL

In addition to Clarke and Saul's Corners respectively, please could we both bring to your attention an issue that is on the rise and one to be aware of. Below is some information and a few tips from us both that can help.

Catalytic Converter Theft

Organised criminals can remove catalytic converters from under a vehicle in a matter of minutes. Catalytic converters contain precious metals such as rhodium, platinum, and palladium which 'clean' exhaust gases. The sharp rise in the value of these metals over recent years has driven up the rate of catalytic converter theft. Palladium is currently more valuable than gold, meaning that a catalytic converter can sell for more than £500 on the black market.

If you have information on those behind catalytic converter theft, contact Police via '999', '101' or contact Crimestoppers 100% anonymously on CRIMESTOPPERS FREE ON 0800 555 111 OR REPORT ONLINE

<https://crimestoppers-uk.org/give-information/forms/give-information-anonymously>

HOW TO TELL IF SOMEONE IS SELLING A STOLEN CONVERTER

Under the **Scrap Metal Dealers Act of 2013**, dealers must verify the name and address of the supplier and record a receipt of the exchange and must not pay cash for scrap metal.

Those selling stolen catalytic converters may:

- Want to be paid in cash and make no record of the transaction.
- Refuse to provide proof of identity.
- Refuse to disclose where the devices came from.

Here are some steps you can take to reduce the risk of your vehicle being targeted:

- Avoid parking half on the pavement, half on the road, as this may provide thieves with easier access to the underside of your vehicle.
- Park your vehicle in a locked garage whenever possible.
- Try to park in busy, well-lit areas, or areas covered by CCTV.
- Install an under-car alarm system.
- Ask your garage to tell you your catalytic converter's serial number and make a note of it.
- Consider purchasing forensic liquid and using it to mark your catalytic converter.
- Place a protective covering over your catalytic converter.
- If you have a fleet of vehicles, try to restrict access to high ground clearance vehicles by blocking them with lower vehicles.

What should I do if my catalytic converter is stolen?

Driving without a catalytic converter is illegal, as your vehicle will produce emissions above the permitted standard, which means police can issue drivers with a fine of up to £1,000 if a catalytic converter is missing.

You should be able to tell if your car's catalytic converter has been stolen when starting up, as the exhaust will likely sound much louder.

On discovery of the theft, do not drive your car. Instead contact your local police station and your insurance provider to arrange a repair.

CLARKE'S CORNER



Hello all, I hope you had a lovely month. I would just like to bring to your attention some of the important topics/events going on in and around your local area. This month, I would like to bring to your attention Heritage Crime. Within our communities we are surrounded by heritage assets and to protect the 'DNA' and imprint of the history within, we can all play our part in the preservation and reporting of any related crime.

HERITAGE CRIME

What is heritage crime?

Heritage crime is any offence which harms the value of heritage assets and their settings. Some heritage assets are protected by specific legislation to prevent harm caused by damage or unlicensed alteration. However, other crimes such as theft, criminal damage, arson and anti-social behaviour offences can also damage and harm heritage assets and interfere with the public's enjoyment and knowledge of their heritage.

Heritage assets are sites which are considered to have a value to the heritage of our country and include:

- Listed buildings
- Scheduled monuments
- World Heritage Sites
- Protected marine wreck sites
- Conservation areas
- Registered parks and gardens
- Registered battlefields
- Protected military remains of aircraft and vessels of historic interest
- Undesignated but acknowledged heritage buildings and sites.

How big a problem is heritage crime?

Historic England commissioned research into the scale of heritage crime in England. The research found that historic places are not being targeted over other places, except for their valuable materials and artefacts. They are suffering a substantial rate of attrition nonetheless and they are of course susceptible to irreversible harm. The biggest single threat is metal theft and the most threatened type of building is a church. About 3 in 8 churches or other religious buildings are damaged by crime last year.



CLARKE'S CORNER

The current Heritage and Cultural Property Crime priorities highlighted in the National Strategic Threat Assessment for Heritage and Cultural Property Crime are:

- *Architectural theft - in particular metal and stone*
- *Criminal damage - in particular damage caused by fire ('arson')*
- *Unlawful metal detecting ('nighthawking')*
- *Unlawful disturbance and salvage of maritime sites*
- *Anti-social behaviour - in particular fly-tipping and off-road driving*
- *Unauthorised works to heritage assets*
- *Illicit trade in cultural objects*
- There are many different types of crimes against our heritage, including:
- *Theft of lead and other metals from churches and other historic buildings*
- *Architectural theft*
- *Illegal metal detecting*
- *Unlawful alteration and damage to Listed Buildings*
- *Unlawful demolition to buildings and structures in Conservation Areas*
- *Damage to monuments*
- *Arson*
- *Graffiti*
- *Other forms of antisocial behaviour in proximity to heritage assets.*

Nighthawking is the theft of archaeological artefacts from protected archaeological sites and areas under the cover of darkness, most commonly by members of the public with the use of a commercial metal detector.

The Most Important Historic Places in England Are Listed and can be located via this useful link.

<https://historicengland.org.uk/listing/the-list/map-search>

Reporting a heritage crime-Contact the police

Call 999 in an emergency when:

- A crime's in progress;
- Someone is suspected of a crime is nearby;
- There is danger to life or property;
- Violence is being used or threatened.

-

Call 101 to report crime and other concerns that do not require an emergency response, such as:

- When property has been stolen or damaged and the suspect is no longer at the scene;
- If you suspect unlawful metal detecting is happening in your neighbourhood;
- To give the police information about crime or anti-social behaviour in your area

-

CLARKE'S CORNER

OPERATION SEABIRD



Operation Seabird is a national partnership that aims to engage with the public, businesses, and organisations to raise awareness about the sensitivities of the coastline, and how simple changes can reduce pressure on our unique wildlife and habitats.

By combining resources of coastal partnerships, management schemes and enforcement agencies, this will form a network that brings together knowledge and expertise promoting a collaborative approach to tackling coastal wildlife crime, marine wildlife disturbance and antisocial behaviour on the coast.

The key focus of the operation is to ensure that members of the public, who are using the waters along the coast, do so in a responsible way. We want to ensure they keep their distance from the wildlife to prevent intentional disturbance and to safeguard this stretch of coastline, allowing future generations to enjoy the spectacle we see today.

The operation is being run with partner agencies to raise awareness about the importance of our coastline and reduce water-borne disturbance to the sensitive wildlife and to prevent harm to our precious coastal wildlife.

Your local Neighbourhood Policing Team will be promoting this operation of which has been initiated by the Rural Affairs Team-Devon and Cornwall Police, during the next few months alongside the property marking initiative, which will be introduced to the marine and rural community in the coming weeks. For more information on this and any of the aforementioned information, please do not hesitate to contact PC 17015 ORCHARD (clarke.orchard@devonandcornwall.pnn.police.uk)

CLARKE'S CORNER



Operation Seabird

Please respect and enjoy our amazing stretch of coastline



Marine Mammals

The Devon and Cornwall coastline is important for **marine mammals**, including whales, dolphins and seals.

To avoid disturbing these animals:

- **Travel slowly** and **approach from the side**, rather than head-on
- Observe them from a **distance** (more than 100m)
- Always **allow space** for the animal to move away from you and any other vessels
- Enjoy their company for a **maximum** of 15 minutes

Contacts

British Divers Marine Life Rescue
01825 765546

Report marine wildlife disturbance
0345 201 2626 (Cornwall only)

RSPCA/RSPB - 0300 1234 999

D&C Police - 101 or 999 (emergency)

Seabirds & Seals

The coastline of Devon and Cornwall is an important breeding and resting habitat for seabirds and seals. All of our seabirds and seals are sensitive to disturbance, which could reduce their chances of having a successful breeding season. Seabirds and seals are protected through national and international legislation.

To avoid disturbing these animals:

- Travel at a **no-wake** speed within 300m of the cliffs beaches and offshore rocks
- Keep a **safe distance** from seabirds and seals (more than 100m)
- Keep moving slowly, side on, limit your time
- If they respond to your presence, **move away quietly**
- If you see rafts of birds on the sea, **slow down** and **go around** them
- **Be aware** that it can be an offence to disturb seabirds and seals



Operation Seabird is a national partnership that aims to engage with the public and businesses to raise awareness about the sensitivities of the coastline, and how simple changes can reduce pressure on our unique wildlife.



CLARKE'S CORNER

WATERCRAFT CRIME

With the season fast approaching, lighter evenings and hopefully better weather ahead of us, many who own personal watercraft (jet skis), boats, kayaks and paddle boards etc...will be looking to get out on the water to enjoy our beautiful coastline.

The National Crime Agency has issued an alert to the UK maritime industry, warning them that organised crime groups may target them to obtain small boats for people smugglers.

The alert warns that since global Covid-19 lockdown measures were imposed in March 2020 the number of migrants attempting to enter the UK using small boats has increased significantly. UK law enforcement detected in excess of eight thousand migrant arrivals throughout 2020.

This has led to a rise in demand for vessels to aid migrant Channel crossings, with demand likely to continue as weather conditions improve through late spring and summer.

Organised crime groups are known to target legitimate sellers of vessels and equipment such as outboard motors and life jackets, both in person and online. There are also incidents recorded of boats and equipment being stolen.

BOAT SELLERS BEWARE

Cash, bulk, and rushed purchases could be signs of criminals sourcing boats for dangerous Channel crossings.

If you spot something suspicious, report it anonymously to the charity CrimeStoppers on 0800 555 111. In an emergency, call 999.

NCA
National Crime Agency

Border Force

CrimeStoppers
0800 555 111
(0800 555 111)

DON'T LET CRIMINALS ABUSE YOUR BUSINESS

Stay alert. Help stop the supply of boats to organised crime groups.

If you spot something suspicious, report it anonymously to the charity CrimeStoppers on 0800 555 111. In an emergency, call 999.

NCA
National Crime Agency

Border Force

CrimeStoppers
0800 555 111
(0800 555 111)

CLARKE'S CORNER

Boat owners are also being asked to take extra security measures to protect their vessels and equipment and report suspicious behaviour, following cases of theft or attempted thefts of boats and equipment.

The NCA alert outlines a number of examples of potentially suspicious activity, including:

- Cash being used in large sums to make payment;
- Unusual combination of boats and equipment in one transaction;
- Enquiries about bulk purchase of equipment i.e. life jackets;
- Repeat purchasing of boats and/or equipment from the same retailer;
- Lack of concern about the condition of the boat or equipment being purchased, or an indication that it may not be for the buyers' use;
- Customers wanting to complete their transaction and collection as quickly as possible.
- Online buyers travelling to collect the boat and/or avoiding providing a fixed delivery address.



Locally you can address your own security measures by applying or undertaking the following measures/guideline:

- Don't leave anything loose in the cockpit or on the deck
- Always put your valuables in a strong, fixed locker and secure with a quality deadlock or padlock
- Take your personal and vessel papers with you – don't leave them on board
- Don't leave your home address on show
- Don't leave your keys in the ignition – always take them with you
- Keep your boat keys separate from your engine keys
- Make sure your curtains are closed so no-one can look in
- Ensure all unused ropes, fenders and other items are out of sight in your cockpit lockers and cupboards
- Make sure that your life raft and outboard motor are secure, as these are valuable and attractive to boat thieves
- If you're leaving your boat on a trailer for the winter consider putting it on blocks
- Keep your list of serial numbers up to date
- Take pictures of your property so that it can be easily identified if recovered.



CLARKE'S CORNER

Make it difficult for them to nick it!

Lock it

Fit good quality locks to all boats, trailers and dinghies. Boats fitted with surface-mounted barrel locks or cheap padlocks are more likely to attract thieves.

We recommend that you fit a good quality padlock and hasp 'n' staples secured by stainless steel nuts and bolts to all hatches and deck lockers.

Loose equipment such as anchors and oars should be secured by wire rope, or chain and locks.

Mark it

Every year, property worth thousands of pounds is recovered by the police and not returned to its rightful owners, simply because it cannot be identified.

There are many methods of marking your property e.g. engraving, etching, die stamping, identification paint or an invisible marking product such as Smartwater ® or Datatag ®.

Engraving your postcode onto items of equipment provides the most permanent and visible deterrent to the thief. We would recommend this for all your equipment.

Items such as dinghies and inflatables should be marked with your postcode using paint or a permanent visible marker pen in large letters.

You should also make sure you record all details of your property and boating equipment - including serial numbers.

Alarm it

Alarm systems are getting even better, with some using mobile phone technology to alert if they become activated. Knowing exactly when a crime, or attempted crime, has occurred assists in locating and identifying offenders. These systems are becoming more accessible and affordable.

Putting visible signs and LED lights on your property will deter and frustrate most criminals.

Recordable CCTV is also well within reach and should be a visible deterrent to any offender.

Report it

Please report all incidents to the police.

If you are the victim of boat theft, call or email the Police.

If you have concerns about suspicious activity report it to the independent charity Crimestoppers, either by freephone on [0800 555 111](tel:0800555111) at any time or via [Crimestoppers-uk.org](https://www.crimestoppers-uk.org). You will remain 100% anonymous.

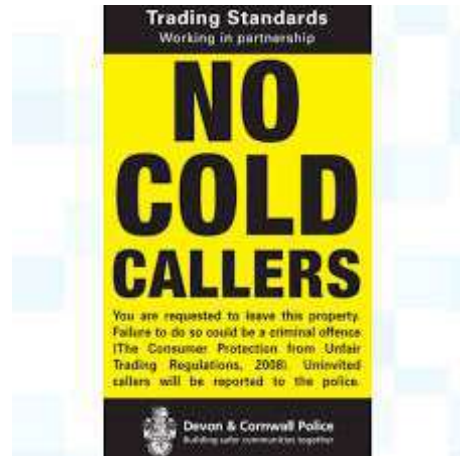
Anyone who lives or works around our coastline, marinas, ports or waterways and witnesses something they believe to be suspicious can always call the police on 101, quoting Project KRAKEN, or visit gov.uk/report-border-crime.

Look out for Data Tagging/Property Marking initiatives from Teignmouth and Dawlish Rural Neighbourhood Team in due course. Dates are being coordinated with Teignmouth Harbour Commission as a collaborative effort to provide such a unique security identification to mooring and stakeholders on the Rivers Teign and Exe.

Further details can also be obtained by contacting Teignmouth Harbour Office.



SAUL'S CORNER



This month's Saul's corner is about cold callers, or unwanted callers who present themselves at your door.

Every year, the Police get lots of calls from local residents about people knocking at doors trying to sell various items to residents on the doorstep. This type of caller, are known as 'Cold Callers'.

They are more likely to be male and tell you that they have just been released from jail and want a second chance to make a better life for themselves.

They will try to sell various items from a large bag they have with them, items include tea towels dish cloths feather dusters etc..

They will ask you to purchase items which they sell for inflated prices. The same items could be bought from a local shop at a lower price and in some case better quality. Should you refuse to buy their products they can become abusive and aggressive towards you.

So, what should you do ?

Unfortunately, these days, not everyone who calls at your door may be a genuine caller, so you should always be on your guard. The person stood on your doorstep could be a legitimate caller, a rogue trader, or even a distraction burglar. But don't worry

Remember genuine callers will always carry an identification card with a contact number so that you can call the company they work for to verify they are genuine and they will accept that they have to wait on the door step until you are happy that they are genuine. It's your home - you don't have to let anyone in.

If in doubt, keep them out!!!!

It sounds simple, but if you don't let someone in - they will go away.



SAUL'S CORNER

Don't let them pressure you into opening your door. Be prepared. Be in control.

Think about what to say to any doorstep cold callers in advance. And keep a list of key contact numbers near your phone so you can check out legitimate callers using reliable contact numbers for them. You have the right to ask all other unwanted callers to go away and not return. Call a neighbour or the police if you are suspicious of the cold caller. Contact a local relative or nominated neighbour who can help verify a cold caller. If you think someone is a rogue trader, **call 101**.

To report a distraction burglar or rogue trader who has taken your money and is still in the area - call 999.

If you have any suspicions about a cold caller, they will more than likely continue knocking on doors in your neighbourhood until they find someone who may be vulnerable. If the police don't know about them - they can't do anything. So, if someone suspicious does call at your door, always report it and call 101 to help safeguard your community.

If a cold caller knocks at your door, you have every right to ask to see their pedlars' licence, which they should be able to produce to you. If they can't show this certificate, don't be rude to them, simply ask them to leave your property, close the door and ring the police immediately.

You can contact your local neighbourhood team and ask them for some NO COLD CALLER window stickers which you can place on your front door or windows to help deter any unwanted callers.....

Remember if you are concerned or worried don't let them in, simply ring the police or a trusted neighbour.....**stay safe!!!!!!**



BOAT WATCH

Property and crime prevention

What is Boat Watch?

Boat Watch is a community scheme. It operates in the same way as a Neighbourhood Watch scheme. The scheme is run by the community, for the community, and is supported by a number of agencies such as the police, fire service and local councils. Boat Watch is linked locally, to the National Maritime Project Kraken, which delivers enhanced counter-terrorism vigilance with the aim of increasing public safety.

There are dedicated community co-ordinators in each individual Boat Watch area. Each co-ordinator has a direct link to a local policing team. This allows us to share information about criminal, anti-social and suspicious behaviour in your area.

The aims of the scheme is to:

- Increase the prevention and detection of marine related crime
- Increase community engagement between individual members, the police and other marine related groups
- Reduce the fear of crime in your community
- Increase public confidence in the police and other involved agencies.

What are the benefits of being a member of the Boat Watch scheme?

- Access to Devon and Cornwall Alert (early information regarding crimes or suspicious behaviour)
- Advice on how to report suspicious activity
- Access to your local policing team and Boat Watch co-ordinator

- Provision of regular marine crime information in your area
- Information about security products that reduce theft and increase the chance of offenders being caught
- Details on how to register your property and search for details of stolen property prior to buying boats or equipment
- Opportunities to purchase property marking kits at reduced rates
- Stickers for your boat/equipment showing it is security marked
- Opportunities to organise/attend events e.g. free fire safety checks, free security surveys of boats and harbours
- Opportunities to provide content for newsletters.

Requirements of becoming a member
Boat Watch is a free scheme, anyone from the boating community can join but we request that you:

- Register your property
- Register your details with Devon and Cornwall Alert
- Contact your local policing team to find out who your local boat watch co-ordinator is.

Member benefits include the option to purchase:

- A Boat Watch outboard engine cover and/or
- A marine marking kit complete with overt stickers to deter offenders.

How do I register my property?

- You can register details of your property free of charge at Secure Asset Register
- Police can search this site for lost or stolen property
- You can search Stolen Boats free of charge prior to purchasing a boat or equipment to check whether it is registered as stolen
- This site is updated by the marine insurance industry and police.

If you see anything suspicious - please report it by:

- Emailing the police
- Talking to your local policing team
- Giving information anonymously to Crimestoppers by calling 0800 555 111 or by email using their secure online form at Crimestoppers
- Calling the confidential Anti-Terrorist Hotline - 0800 789321
- 999 emergency - where life is threatened, people are injured, offenders are nearby or if immediate action is required.

We need more co-ordinators
 If you would like to become a co-ordinator please contact your local policing team. We have space for more than one co-ordinator in each area!





PROJECT KRAKEN

Project Kraken is a joint law enforcement operation tackling maritime border crime around over 11,000 miles of British mainland coastline, which can be exploited by terrorists and serious criminals.

Whether you work in the maritime industry, are a keen sailor, or are just walking along the coast, you should report any unusual or suspicious activity near the UK coastline and in maritime environments immediately.

This could include:

- Boats arriving at unusual times or to isolated locations
- People taking an interest in port security or buildings
- Nervous crew who show a lack of maritime protocols
- People making attempts to signal or guide boats offshore
- People making a large cash payment for maritime equipment
- People being somewhere they shouldn't be
- Boats showing signs of unusual modification or minor damage



DON'T IGNORE IT. REPORT IT.

Call the police on 101 or report online: gov.uk/report-border-crime

Project Kraken is a joint law enforcement operation tackling maritime border crime in the UK

Border Force NCA ACT ACTION COUNTERS TERRORISM

Don't ignore it, report it

If you see anything unusual or suspicious you can [report it online](https://gov.uk/report-border-crime).
You can call the police on 101. If it is an emergency, call 999.



FARM WATCH

Property and crime prevention

What is Farm Watch?

Farm Watch is a scheme which operates in a similar way to a Neighbourhood Watch scheme. The scheme is run for, and by, members of the farming community and is supported by the police.

There are dedicated community co-ordinators in each individual Farm Watch area. Each co-ordinator has a direct link to a local policing team. This allows us to share information about criminal, anti-social and suspicious behaviour in your area to prevent crime.

The aims of the scheme is to:

- Increase the prevention and detection of farm related crime
- Increase community engagement between individual members, the police and other farming related groups
- Reduce the fear of crime in your community
- Increase public confidence in the police and other involved agencies.

What are the benefits of being a member of the Farm Watch scheme?

- Access to Devon and Cornwall Alert (early information regarding crimes or suspicious behaviour)
- Advice on how to report suspicious activity
- Access to your local policing team and Farm Watch co-ordinator
- Provision of regular farm crime information in your area
- Information about security products that reduce theft and increase the chance of offenders being caught
- Details on how to register your property and search for details of stolen property prior to buying farm equipment
- Opportunities to purchase property marking kits at reduced rates
- Signs and stickers for your premises and equipment showing that you are a member of a police supported initiative
- Opportunities to organise/attend events e.g. free security surveys of farms and equipment
- Opportunities to provide content for newsletters.
- Requirements of becoming a member

Farm Watch is a free scheme, anyone from the farming or rural community can join but we request that you:

1. Register your property ([see property marking information](#))
2. Register your details with [Devon and Cornwall Alert](#)
3. Contact your local Farm Watch co-ordinator. Please contact your [local policing team](#) for more details.

In addition you may wish to extend your involvement even further by becoming a co-ordinator or [police volunteer](#). Please contact your [local policing team](#) for more details.

How do I register my property?

- You can register details of your property free of charge at www.immobilise.com
- You can have your own password protected account
- Police can search this site for lost or stolen property.

Help to prevent crime and make the effort to [Mark it and Register it](#).

Before buying - Check it. Ask to see all relevant documentation such as the original bill of sale, health & safety certificate, licence, etc. If the price seems too good to be true it probably is. If you are unsure of the authenticity of the sale don't proceed.

<https://www.devon-cornwall.police.uk/media/861709/boat-watch-a5-booklet.pdf>





HORSE WATCH

What is Horse Watch Horse?

Watch is a scheme which operates in a similar way to a Neighbourhood Watch scheme. The scheme is run for, and by members of the equestrian community and is supported by the police. The UK Horse Watch Alliance links Horse Watch schemes from around the country.

There are dedicated community contacts in each Horse Watch area. Each contact has a direct link to a local policing team. This allows us to share information about criminal, anti-social and suspicious behaviour in your area to prevent crime.

The aims of the scheme are to:

- Increase the prevention and detection of equine related crime
- Increase community engagement between individual members, The police and other equine related groups
- Reduce the fear of crime in your community • Increase public confidence in the police and other involved agencies.

What are the benefits of being a member of the Horse Watch scheme?

- Access to Devon and Cornwall Alert (early information regarding crimes or suspicious behaviour)
- Advice on how to report suspicious activity
- Access to your local policing and Horse Watch teams
- Provision of regular equestrian related crime information in your area
- Information about security products that reduce theft and increase the chance of offenders being caught

- Details on how to register your property, mark tack and search for details of stolen property prior to buying equipment
- Opportunities to purchase property marking kits at reduced rates
- Stickers for your equipment showing it is security marked
- Opportunities to organise/attend events e.g. fire safety checks and/or free security surveys of outbuildings and equipment
- Opportunities to provide content for newsletters

Becoming a member Horse Watch is a scheme that anyone can join but we request that you:

1. Register your property
2. Register your details with Devon and Cornwall Alert
3. For your Horse Watch team see details on the back of this booklet.

Member benefits include:
Horse Watch signs and/or Tack marking opportunity and overt stickers to deter offenders.

How do I register my property?

- You can register details of your property free of charge at www.immobilise.com
- You can have your own password protected account
- Police can search this site for lost or stolen property.

Help to prevent crime and make the effort to Mark it and Register it. Before buying - Check it. Ask to see all relevant documentation such as the original bill of sale, health & safety certificate, licence, etc. If the price seems too good to be true it probably is. If you are unsure of the authenticity of the sale don't proceed.

If you see anything suspicious - please report it by:

- Emailing the police -
- 101@dc.police.uk • Talking to your local policing team
- Calling the police non-emergency number - 101
- Giving information anonymously to Crimestoppers by calling 0800 555 111 or by email using their secure online form at www.crimestoppers-uk.org/give-information • Calling the confidential Anti-Terrorist Hotline - 0800 789321
- 999 emergency - where life is threatened, people are injured, offenders are nearby or if immediate action is required.

We need more volunteers If you would like to volunteer for Horse Watch, please email your Horse Watch team (details are on the back of this booklet).






SHELLFISH HARVESTING INFORMATION



Hand Gathering **Teignbridge** Shellfish .gov.uk

The Food Safety and Hygiene (England) Regulations 2013



1 small bag of shellfish per person per day (less than 5kg)

You should not take more than one small bag of shellfish from this river per day.
This includes the shell, even where the shell is left on the beach.

Any person found to be removing more than **5kg*** from the river may –

- Have their details taken and their vehicle searched
 - Have all their shellfish seized
 - Have their equipment seized
- Be prosecuted for illegal collection

***Shellfish collectors are encouraged to carry a set of scales to weigh shellfish**

Shellfish may be collected for **personal consumption only**. It is an offence to sell or give shellfish removed from the River Exe to another person or business without the consent of Teignbridge District Council Environmental Health.

Devon and Severn IFCA
Brixham Laboratory
Freshwater Quarry
Brixham
TQ5 8BA
Tel: 01803 854648

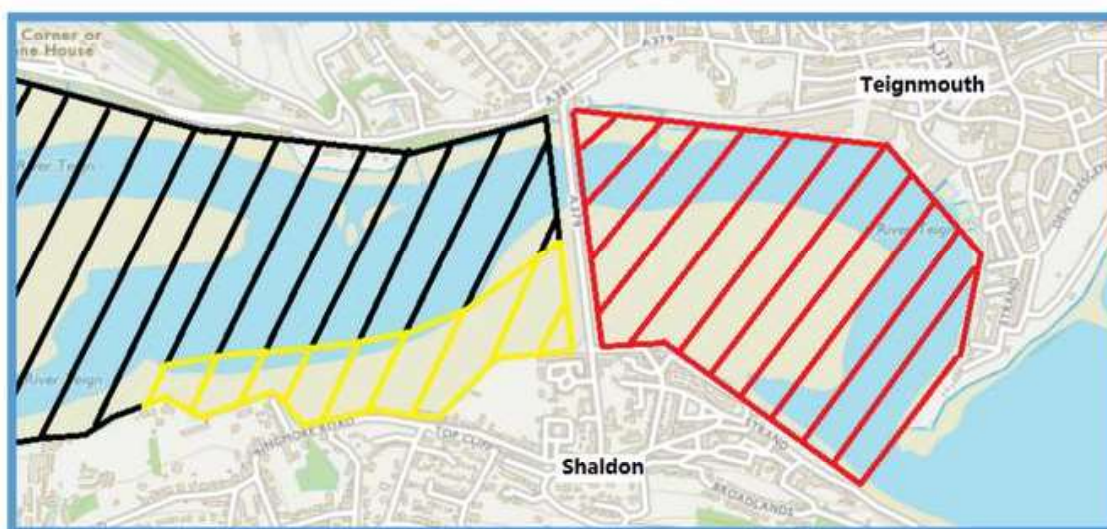
Health Warning
Avoid collecting shellfish after heavy rain as its safety may be affected.
Shellfish can contain harmful bacteria and viruses and should be cooked for at least 3 minutes before eating.

Teignbridge District Council
Environmental Health
Newton Abbot
TQ12 4XX
Tel: 01626 215420



SHELLFISH HARVESTING INFORMATION

Public Collection of Shellfish River Teign



Permitted Gathering

The areas you can legally take shellfish from are indicated here. Failure to stick to the permitted area may result in prosecution.

KEY



You must avoid this area as it is commercially sensitive. Collecting shellfish from this area can result in prosecution



No mussels can be taken from this area. Collecting mussels from this area can result in prosecution. Contact D&S IFCA for more information



Only cockles and clams can be taken from this area

Further Information

D&S IFCA Temporary Closure orders –

- www.devonandsevernifca.gov.uk/Enforcement-Legislation/Temporary-Closure-of-Shellfish-Beds

Water Quality Information –

- www.cefas.co.uk/data-and-publications/shellfish-classification-and-microbiological-monitoring/england-and-wales/shellfish-monitoring-results/

Commercial Collection –

- www.food.gov.uk/business-guidance/industry-specific-advice/fish-and-shellfish

Protect Stocks

Please do not collect small oysters. All winkles must be above 16mm



SHELLFISH HARVESTING INFORMATION

Public Collection of Shellfish River Exe

Permitted Gathering

Large parts of the River Exe are a private fishery where mussels and oysters are commercially fished. Please respect the 5kg rule agreed by the rights holder when collecting shellfish from these areas

KEY



Commercially Sensitive area. 5kg limit



Up to 5kg of shellfish can be collected from this area



Mussel collection is prohibited. Contact D&S IFCA for more info



Site of Special Scientific Interest – avoid these areas altogether



Further Information

D&S IFCA Temporary Closure Orders -

- www.devonandsevernifca.gov.uk/Enforcement-Legislation/Temporary-Closure-of-Shellfish-Beds

Information on Water Quality -

- www.cefas.co.uk/data-and-publications/shellfish-classification-and-microbiological-monitoring/england-and-wales/shellfish-monitoring-results/

Commercial Collection -

- www.food.gov.uk/business-guidanceindustry-specific-advice/fish-and-shellfish

Protect Stocks

Please do not collect small oysters. All winkles must be above 16mm



NEIGHBOURHOOD SPEED WATCH REPORT

Key information:

- Teams of police volunteers and/or police officers/police community support officers will stand at the side of the road monitoring traffic.
- Speeding vehicles will be recorded and warning letters will be sent to the vehicle owner together with educational information.
- Persistent offenders will receive a further warning letter, and possibly a visit from their local neighbourhood policing team to deliver some words of advice. Persistent offenders that ignore the warnings will not receive any further letters, but will be given a fixed penalty ticket or summonsed to court should the circumstances allow.
- All sessions are carried out in accordance with strict guidelines at risk assessed sites.





NEIGHBOURHOOD ISSUES & ASB

Anti-social behaviour (ASB)

You do not have to put up with anti-social behaviour. We, along with our partner agencies, have a range of powers available to us for dealing with anti-social behaviour.

It is important that you report instances of anti-social behaviour.

Examples of anti-social behaviour and who to report it to:

- Vandalism is a crime. (Complete the [online crime reporting form](#) or email [101](#)). If it is taking place and immediate action is required call 999.
- Graffiti is a crime (Complete the [online crime reporting form](#) or email [101](#)). If it is taking place and immediate action is required call 999.
- Speeding (Report to [Local policing team](#))
- Littering/fly tipping (Report to your [local council](#))
- Dog fouling (Report to your local council, [dog warden](#))
- Nuisance neighbours (Report to your [local council](#), [environmental protection](#) or to your housing association)
- Intimidating groups taking over public spaces (Report to [Local policing team](#))
- Inconsiderate parking (Report to Council [Parking Enforcement](#))

Report anti-social behaviour to your local council as well as the police, you can also report anti-social behaviour to your [local council](#). Your local council will have a named person or a dedicated phone number where you can report anti-social behaviour.

Neighbour harassment

Problem with the neighbours
For harassment to be committed, there must be two or more related occurrences.

The behaviour does not have to be violent in nature.

The behaviour would need to have caused some alarm or distress. The further apart the incidents are, the less likely that an offence of harassment has occurred.

However, all the circumstances of the incident will be taken into account when determining whether or not an offence has been committed.

The law takes into account the reasonable person test. The offender must also be aware that the course of conduct they are pursuing would cause the victim to be alarmed or distressed.

There are two ways you can deal with the situation; through the police or the civil courts. If you decide to start civil proceedings, you can contact [Citizens Advice](#). Where there are threats of violence you should always inform the police who will treat the matter as a high priority.

If you are in immediate danger dial 999, otherwise use the police [non-emergency service](#).

Your local [Victim Care Unit](#) provides support and will be able to signpost you to the most appropriate local and national organisations.



Noise nuisance

Before you report a noise complaint from a private dwelling

The noise must be regular and intrusive and likely to have a negative impact on the neighbourhood and or possible impacts on the health and well-being of those nearby.

Please keep a diary of when and where the noise takes place and for how long. A recording of the noise taken from where and when it most affects you may be useful.

Please talk to your neighbour who may not be aware of how loud the noise is. This more often than not will resolve the issue.

Report noise complaints

Home owner:

If you own your home always report to your [council's environmental officer](#).

Rented:

If you are in rented accommodation report to your housing association or your landlord.

Useful contact information

Please visit the '[Can they help](#)' page for council and environmental team contact information.

To log a noise complaint with us:

- Please complete the online [101 non-emergency form](#) and give as much information as you can, including times, dates and address of where the noise is coming from.
- or check who your [local policing team](#) is and attend one of their local meetings.
- or check who your [local policing team](#) is and complete one of their online forms and give as much information as you can, including times, dates and address of where the noise is coming from.



NEIGHBOURHOOD ISSUES & ASB CONTINUED...

Nuisance and abandoned vehicles

Abandoned vehicles:

Abandoned vehicles are expensive to remove, have a negative impact on the environment, look unsightly and can lower the quality of life in neighbourhoods. They can be the result of, or lead to crime, they take up valuable parking spaces and can quickly become dangerous when vandalised or filled with hazardous waste (they are often used as skips).

There is a risk of explosion or injury, they can leak dangerous fluids, which can catch fire or run into the water stream and they are often burnt out, which can endanger lives, property and the environment. Abandoned vehicle removal and disposal is the responsibility of local authorities.

Please visit the [Can they help](#) page for links to their websites and phone numbers.

Nuisance vehicles:

Abandoned vehicles often get confused with nuisance vehicles. An abandoned vehicle is always a nuisance, but a nuisance vehicle is not always abandoned. A nuisance vehicle could be any of the following:

- Poorly parked;
- Causing an obstruction;
- Involved in residential parking disputes;
- Broken down;
- Untaxed.

Abandoned vehicles and the law: Local authorities are under a duty under Section 3 of the Refuse Disposal (Amenity) Act 1978, to remove a vehicle which is abandoned in their area, on any land in the open air, or on any other land forming part of a highway.

However, this does not cover vehicles abandoned on private land. Under this Act, abandoning a vehicle is a criminal offence, carrying a maximum penalty of a fine of £2,500 or three months' imprisonment, or both.

Notice periods effective in England: Vehicles that the local authority considers to have some value can be removed immediately, although the written notice period to the last registered keeper before a vehicle can be destroyed is seven days; For vehicles that the local authority considers to have no value - the statutory notice period is 24 hours; If a vehicle is abandoned on private land, the owner/occupier of the land may be served with a 15-day notice by the local authority.

The notice informs them of the intention to remove the vehicle, and they have 15 days to object.

Local authorities also have the power to recover costs of removal, storage and disposal from the person responsible for abandoning the vehicle.

The police have powers under the Removal and Disposal of Vehicle Regulations 1986 to remove any vehicle that is in breach of local traffic regulations, causing an obstruction, likely to cause a danger, broken down or abandoned without lawful authority.

The police can remove a vehicle to which a notice has been affixed by the local authority that has deteriorated to a dangerous wreck immediately.

What can you do to improve the problem?

As a resident or a vehicle owner, you have a role to play. Abandoning a vehicle is illegal and dangerous and it can ruin the appearance of your neighbourhood. As a resident, you can help by reporting vehicles which you believe to be abandoned, to your local authority. The following points will help you:

What information is needed to report an abandoned vehicle?

- Vehicle make, model and colour;
- Vehicle registration number if known;
- Condition of the vehicle (detailing any vandalism, damage to the vehicle that has already occurred);
- Location of the vehicle (be as specific as possible and also note if the vehicle has been left in a location that may cause obstruction or danger to others, such as on or near a pedestrian crossing, close to a road junction, in a designated garage area);
- How long the vehicle has been abandoned (if known);
- Any other information you feel is appropriate (e.g. who was the last person to be seen in the vehicle, any indication of who the vehicle may belong to, if people are congregating around the vehicle during the evening hours).

Who should you report an abandoned vehicle to?

Your local authority. Please visit the [Can they help](#) page for links to their websites and phone numbers.





POACHING

Police teams across Devon and Cornwall are asking for the public's help to report poachers in rural areas of the region.

The last few years have shown it is not about the lone poacher taking something home for his larder, but an organised operation where deer, fish and livestock end up in the food chain, via restaurants, hotels or meat suppliers.

Environmental contamination can occur as a result of unhygienic processing by people operating outside of the legal obligations.

A number of potential health risks have been associated with wild venison such as Tuberculosis and E.coli.

CONTACT INFORMATION

If you noticed anything suspicious in your area you can call Crimestoppers anonymously on 0800 555 111.

Alternatively you can email 101@devonandcornwall.pnn.police.uk or in an emergency call 999.

Stop poaching

Do you know anyone who:

- Poaches deer or fish?
- Trespasses with dogs or firearms?
- Is involved in illegal slaughtering?
- Has a food business selling meat and fish illegally poached or processed?

Help stop this crime - contact us anonymously with information



PROPERTY MARKING

Mark all valuable electrical items and sentimental property from your house, garage, shed and vehicles.

Mark it, register it, keep it. Don't regret it!

Marking your property is an extremely effective method of deterring thieves from stealing your property.

If your property is clearly identified it will be more difficult for the thief to sell and often reduces the value to the thief.

Marking your property also increases the chances of having it returned to you in the event of it being lost or stolen.

What property should I mark?

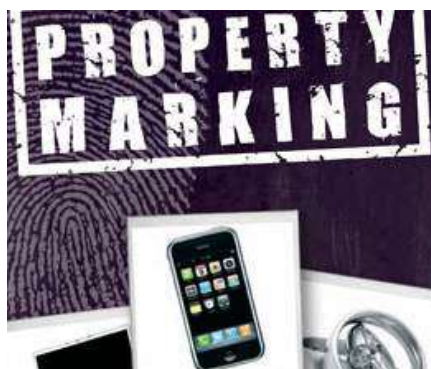
Mark all valuable electrical items and sentimental property in your house, garage, shed and vehicles.

Electrical items such as:

- Flat screen TVs
- Laptops/computers
- Satellite navigation systems
- Games consoles
- MP3 players
- Mobile phones
- Digital cameras
- Video cameras
- Audio systems

Other valuable items such as:

- Jewellery
- Bikes
- Power tools
- Lawnmowers
- Sporting equipment



Why should I register my property?

Once you have marked your property, registering your property will help if you need to make an insurance claim or report a crime to the police.

Registering property helps to combat the sale of stolen goods by alerting the second-hand trade of ownership through the unique markings you have put on your property.

We recommend you register your property and details with one of the national providers which includes Selectamark, Immobilise, Smartwater at which the service can be provided and to which the police have access. The websites are used by many police forces throughout the country to help identify the owner of lost and stolen goods.

What do I need to do now?

1. Identify possessions that you want to mark.
2. Choose the method most suitable for each of your items of property, they may be different for each item.
3. Purchase the relevant property marking product.
4. Mark your property.
5. Record property details in this booklet as well as on the chosen database service web site
6. Place a property marking window sticker near your front or back door. Stickers may be provided by the company that provides your marking product.

How do I mark my property?

It is very easy – mark your property with a clear identification mark, which cannot be erased easily. Use your house name or number followed by the postcode e.g. 75 EX2 7TG.

Where do I mark my property?

Where you mark your property is important. If you want the mark to be out of sight choose somewhere behind or underneath the article, but make sure the police can find it.

Types of property marking available
There are several ways to mark your property depending on the property you want to mark.

There is a wide variety of property marking kits available to buy on the internet from invisible options like UV pens to permanent visible markings like engraving.
Ultra-violet marking pens – invisible and semi permanent.

An ultra-violet (UV) pen puts an invisible mark on your property, which can only be seen under UV light.

UV marking is one of the most popular methods of marking property, as it is an inexpensive way of marking property, which doesn't reduce the value.

UV ink can fade over a period of 12 months if exposed to strong sunlight or heat. Marking should be reapplied on a regular basis.

Mark it, protect it, don't regret it



PROPERTY MARKING CONTINUED...

Property marking solutions - invisible and permanent

There are different types of solutions that can be used for marking property. These solutions contain unique elements of either:

1. DNA
2. UV
3. Micro dot

Once you have put this clear solution on your property it can only be visible under UV light. When you've marked your property and registered your contact details on the company's database this makes the property traceable and identifiable to you and only you.

This is suitable for a wide variety of property at home, in your vehicle, garage and shed. It can be used on all electrical equipment, sentimental items such as jewellery, antiques, and paintings and on motorised vehicles, bikes and machinery. Marking your property makes it traceable and less attractive to thieves.

Engraving techniques - permanent and visible:

- Engraving
- Property can be engraved by using scribing pens, ceramic marking pens or electric hand engravers.
- Etching- this is a method that applies a unique reference to your property using a chemical solution and stencil.

You can use either of these methods to mark china, glass, any glazed surfaces, bikes, lawnmowers, engines and other heavy metal objects.

Labels – semi permanent and visible
Labels can be applied as a visible deterrent to property.

They can be tamper resistant or glued on with specialist adhesive that is difficult to remove. Some products leave a UV trace if removed. These will act as deterrent to thieves as well as making the property traceable and less sellable.

Whichever method you use, the mark should be so secure that removing it would damage the property or affect how the item performs.

Electronic Register:

When you buy items, such as expensive electrical equipment, the companies may allow you to record the details of your purchase electronically. Your details will then be held on their database and can normally be accessed by a security code.

Photography:

It is always a good idea to keep a photographic record of your items whether of sentimental or financial value. This is particularly important if you own antiques, jewellery, paintings and property of high value or sentimental value. Taking a photo can also be useful when claiming from your insurance or reporting a theft to the police.

Why should I register my property?

Once you have marked your property, registering your property will help if you need to make an insurance claim or report a crime to the police. Registering property helps to combat the sale of stolen goods by alerting the second-hand trade of ownership through the unique markings you have put on your property. We recommend you register your property and details for free on the Immobilise website at Secure Asset Register. This website is used by many police forces throughout the country to help identify the owner of the lost and stolen goods.

We also recommend you keep a register of your property and record the items details. Whichever property marking method you chose, police recommend the use of window stickers to advertise the fact that you have marked and registered your possessions.

What do I need to do now?

- Identify possessions that you want to mark.
- Choose the method most suitable for your property. Purchase the relevant property marking product. Mark your property.
- Record property details in this booklet as well as on the Secure Asset Register website.
- Place a property marking window sticker near your front or back door.





MONTHLY THEMES- JUNE

Rural affairs



Farm machinery, plant and vehicle theft

Why is this important?

Latest figures show that the theft of agricultural plant and vehicles continues to increase, with a surge in the theft of smaller vehicles such as quad bikes, tractors and navigations systems. This has a financial and emotional impact on rural businesses and their families, impacting on animal welfare and food production.

What do you need to do?

Farmers and members of the public should be vigilant in the countryside reporting any suspicious activity to the police noting vehicle details and descriptions.

How can you prevent this?

- Enjoy the countryside and help protect farmers by following the countryside code.
- Keep a record of serial numbers, photograph equipment showing identity & unique features.
- Immobilise vehicles and machinery in a lockable building with the keys removed and secured.
- Utilise property marking and fit trackers. Remove tractor GPS systems when not in use.
- Anyone able to offer information is asked to email 101@dc.police.uk, call 101 or Call crimestoppers anonymously 08007 830 137.
- Join Devon & Cornwall Alert and farm watch so that we can tell you what is happening in your area.

The Devon and Cornwall police rural affairs team have produced a calendar which highlights rural issues throughout the year to focus problem solving activity for police, partners and public with key messages and prevention activity.



Devon & Cornwall Police



MONTHLY THEMES- JUNE

Rural affairs



Fuel and Battery theft

Why is this important?

On farms, fuel and batteries are one of the most likely things to be targeted by criminals. Thefts often increase during the longer nights with the extended cover of darkness giving more opportunities. Unprotected tanks can be emptied in minutes using basic methods causing both financial and emotional impacts on farmers and businesses.

What do you need to do?

Reduce fuel theft with simple crime prevention measures. Working together, land owners, rural businesses and members of the public should be vigilant reporting any suspicious activity to the police - noting vehicle details, descriptions and an accurate location.

How can you prevent this?

- Landowners and managers, where possible, should secure gates and block unused entrances.
- Protect fuel and batteries with locks, lighting, CCTV and fencing.
- Store machinery, tanks and batteries out of sight where possible.
- Consider the use of signage or other means to prevent cold callers to farms and businesses.
- Notify the police using 999 if you suspect an offence is being committed.
- If you have any information please email 101@dc.police.uk, call the non-emergency number, 101 or call Crimestoppers anonymously on 08007830137.
- Join Devon & Cornwall Alert, Watch schemes and local social media groups so that you can find out what is happening in your area.

The Devon and Cornwall police rural affairs team have produced a calendar which highlights rural issues throughout the year to focus problem solving activity for police, partners and public with key messages and prevention activity.





MONTHLY THEMES- JUNE



Devon & Cornwall
POLICE

LOCK IT OR LOSE IT



What is Happening:

North and West Devon have seen an increase in Rural Acquisitive Crime this month. Particularly in and around Holsworthy and South Molton.



What is being Targeted:

Police have received reports of thefts where plant machinery, farm vehicles, ATV / quad bikes, generators, construction equipment, agricultural guidance systems & tools have been stolen

What Does it say to Thieves?



Crime Prevention:

- If you aren't using your tractor for precision field work for a while, remove the satellite receiver
- Removed keys from plant machinery/farm vehicles
- Mark and register equipment, tools, and machinery
- Secure your gates and access points
- Where possible lock equipment away when not in use

What to Look Out For:



Contact Police with information if:

- Vehicles are seen acting suspiciously in gateways, farms, industrial/construction sites
- Suspicious/dumped plant machinery, quad bikes, farm vehicles

Email: 101@dc.police.uk or call 101 In an emergency or crime in progress call **999**

Scan to Download or View Advice ...

Farm Machinery Theft



Fuel & Battery Theft



Secured By Design



Dawlish Warren Code

A guide for visitors to Dawlish Warren



Dawlish Warren

Welcome to Dawlish Warren, a beautiful part of the Devon coast and an internationally important site for wildlife.

The Warren is a Site of Special Scientific Interest (SSSI), a Special Area of Conservation (SAC), a National Nature Reserve (NNR) and forms part of the Exe Estuary Special Protection Area (SPA) and Ramsar site. It includes the main roosting area for the Estuary's birds and has over 600 types of British wild plant.

A variety of water activities take place around the Exe Estuary. Without great care some activities can disturb wildlife.

Prevent litter:
Bin it or take it home



Wintering Birds

Dawlish Warren is important for birds all year round as a feeding, resting and breeding area. In winter thousands of birds escape the cold of the arctic to spend the winter on the Exe. In spring and autumn, the Warren is a vital resting area for birds travelling between Africa and the Arctic Circle. Birds also use the beach for nesting in the summer.

Why is it important to prevent bird disturbance?

Disturbance is any activity or noise that could change behaviours of an animal. When birds are disturbed they are prevented from resting and eating, which can mean they have to use lots of scarce energy. It can be a matter of life and death for the birds, who may already be exhausted from flying 3,000 miles or even more.

Visitors are welcome at the Warren, but all users are asked to avoid the most important areas for birds. Please keep a distance of 100m from birds, especially during winter. Details of areas to avoid, including the Wildlife Refuge, can be found on the enclosed map.



Local Wildlife

Ringed Plover

Identified by their black mask and necklace.



Eelgrass

The primary feeding ground for wintering wildfowl on the estuary.



Sand Lizard

A legally protected reptile that thrives on sand dunes.



Wigeon

Can be identified by their round chestnut head and small bill.



Avoid disturbing wildlife and ensure any dogs are kept on leads (dogs are not allowed anywhere on the Warren mudflats).





How You Can Help

To make sure the site can be enjoyed by future generations please:

- Follow this code and observe Nature Reserve byelaws and signage.
- Talk to the Rangers when you visit – they can help you make the most out of your trip.
- Use dog-friendly areas: dogs are welcome on the beach between groyne 3 and 9 all year round, but restrictions are in place in other areas.
- Always keep pets under effective control.
- Always bag and bin your dog's poo – it can affect water quality and is not pleasant for other visitors. Any litter bin will do!
- Keep noise to a minimum.
- Use dedicated access points and keep to paths – please do not climb fences.
- Leave driftwood on the beach - it is a protected habitat in its own right.
- Don't light fires or barbecues anywhere on site, fire is a great danger to people and wildlife.
- Only use the designated landing area on Warren Point, from 1 April – 4 September, no launching or landing elsewhere.
- Fish wisely: avoid waste, return unwanted fish and don't discard tackle. Observe local regulations, such as minimum landing sizes (for more information, visit www.devonandsevernifca.gov.uk).

No drones are permitted at Dawlish Warren without written consent.

Permission is needed from Teignbridge District Council to hold any organised activities on Dawlish Warren and many require Natural England consent.

Please be aware that it is an offence to intentionally or recklessly disturb the wildlife in an SSSI or to damage or disturb land known to be an SSSI. It is also an offence to take down, damage or obstruct an SSSI notice or sign.

For further information, Exe leaflets and other codes of conduct, visit the Exe Estuary Management Partnership website at www.exe-estuary.org or contact the Exe Estuary Officer at exeestua@devon.gov.uk.



Join Devon Loves Dogs!

It's free to join and as a member you'll receive a FREE welcome pack and be the first to hear about events for you and your dog. www.devonlovesdogs.co.uk



Want To Know More?

The Nature Reserve is jointly owned by Teignbridge District Council and Devon Wildlife Trust. Teignbridge Rangers manage the Reserve on a day-to-day basis.

DAWLISH WARREN VISITOR CENTRE 01626 863980

EXE ESTUARY MANAGEMENT PARTNERSHIP
Exe Estuary Officer 01392 382236

SAFETY/POLLUTION
Coastguard 999
or VHF Ch16

HARBOUR AUTHORITY (River & Canal Office)
Office hours 01392 265791
Out of hours emergency 0845 3511060

FISHERIES
Devon and Severn Inshore Fisheries & Conservation Authority (D&SIFCA) 01803 854648
07740 175479

WILDLIFE
Natural England – Devon Office 0300 060 3900
Injured marine mammals (BDMLR) 01825 765546
SEDHRP Mitigation habitatmitigation@eastdevon.gov.uk
Officers



Safety At The Warren

Don't put yourself or others at risk, be aware of the dangers from rising tides, soft mud and strong currents. Do not swim or use inflatables anywhere beyond groyne 3 - the current here is very fast and there are water craft.

• In an emergency dial 999 and ask for the Coastguard

These codes have been produced by the Exe Estuary Management Partnership and South East Devon Habitat Regulations Partnership, supported by local users and organisations.



SOUTH EAST DEVON
HABITAT REGULATIONS
PARTNERSHIP





Dawlish Warren

Dawlish Warren is a designated National Nature Reserve, established to protect some of our most important wildlife, habitats and

geology. It is a key feeding and high-tide roosting area for protected birds. Disturbance in this area means that birds may not survive, particularly in autumn and winter.

As well as being the most sensitive area for wildlife, Warren Point is the most valuable area of mobile dunes on the reserve. Fragile and rare plants like Sea Holly are found here.



While all reasonable care has been taken to ensure the information contained on this map is up to date and accurate, no warranty is given that the information contained on this map is free from error or omission. Any reliance placed on such information shall be at the sole risk of the user. Please verify the accuracy of the information prior to using it.

Dawlish Warren Wildlife Refuge

Dawlish Warren has been identified as one of two areas on the estuary that are particularly vital for protected birds. These voluntary areas are known as Wildlife Refuges. During winter, thousands of birds rest and feed on the mudflats and eelgrass beds of the Warren, during their long migratory journeys.

- All users are asked to avoid the Wildlife Refuge where safe to do so, all year round at all tidal states, due to its importance as a high tide resting area.
- For shore activities, such as angling and bait digging, please stay north of Cockwood Steps and the southern tip of the wreck.
- A limited number of crab tilers are permitted to carry out their activity within part of the Wildlife Refuge, in adherence to the D&SIFCA byelaw and Bait Collectors' code of conduct. More information can be found at www.exewildliferefuge.org.uk.
- Eales Dock are permitted to have continued access via Shutterton Creek by agreement.
- Please note that there is a byelaw in place for statutory exclusion of dog walkers on the mudflats of the Nature Reserve.

Warren Point


- All visitors are asked to avoid the beach past groyne 9 for approximately three hours either side of high tide on certain days during September to March (check on-site signage). In summer, from 1 April to 31 August, this area can be fished at any time.
- All craft are asked to try to avoid navigating close to Warren Point around high tide period (approx. three hours either side of high tide) all year round, except where safety may be affected. (The recommended distance for craft is around 100m from the high tide line).


Craft are welcome to land in the '**Defined Landing Area**' (Soft Sand Bay) between 1 April and 4 September only. All craft are requested to avoid landing outside this area or outside of these dates.

Where to Walk Your Dog at Dawlish Warren

Signs will show you where dogs can walk. There are also groynes (wooden structures) along the beach which will help to mark out different areas. Please note that these areas are in place through local byelaws, so penalties can be given out to owners who do not observe them.

Other Dog-friendly Areas:

 **Dawlish Countryside Park** is a 65 acre public open space with wild countryside walks. Opened in 2017, this offers an excellent exercise area for dogs off-lead and a free car park on site. The park can be found on the outskirts of Dawlish near EX7 0PA.

 **The Exe Estuary Trail** provides a fantastic scenic route around the entire Exe Estuary for a range of users. Always keep dogs under effective control on a short lead and consider those who are wary or nervous around dogs. Remember to 'Share This Space' by being considerate of other users of the trail, more information can be found at www.traveldevon.info/cycle/safe-cycling/share-this-space

Key for Paw Prints



Dogs welcome off lead



Dogs on lead or seasonal restrictions



Sorry – no dogs

